

**STUDENT SATISFATION  
SURVEY(2018-19)  
(Computer & Science Department)**

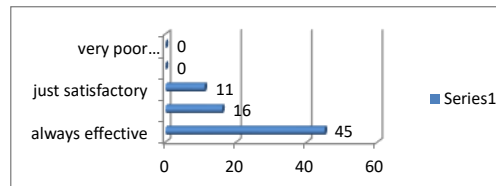
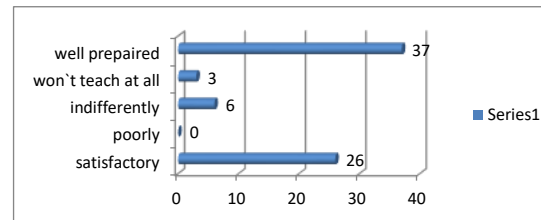
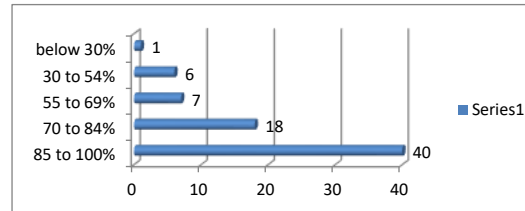
72 RESPONSES

Rank	1. how much of the syllabus was covered in the class?	
4	85 to 100%	40
3	70 to 84%	18
2	55 to 69%	7
1	30 to 54%	6
0	below 30%	1

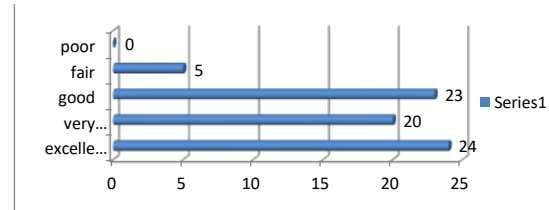
Rank	2. how well did the teachers prepare for the classes?	
4	satisfactory	26
3	poorly	0
2	indifferently	6
1	won't teach at all	3
0	well prepared	37

Rank	3. how well were the teachers able to communicate?	
4	always effective	45
3	sometimes effective	16
2	just satisfactory	11
1	generally ineffective	0
0	very poor communication	0

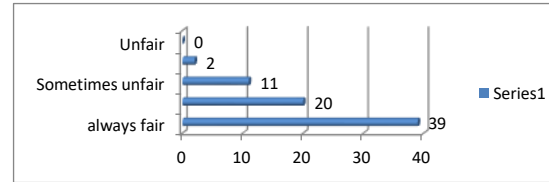
**ANALYSIS**



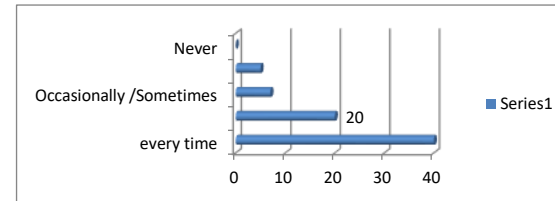
Rank	4. the teachers approach to teaching can best be descibed.	
4	excellent	24
3	very good	20
2	good	23
1	fair	5
0	poor	0



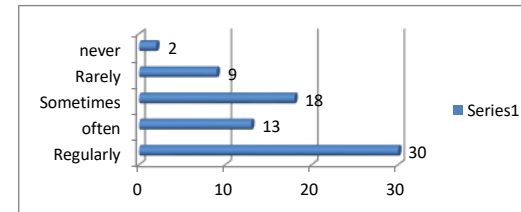
Rank	5. Fairness of the internal evaluation process by the teachers.	
4	always fair	39
3	usually fair	20
2	Sometimes unfair	11
1	Usually unfair	2
0	Unfair	0



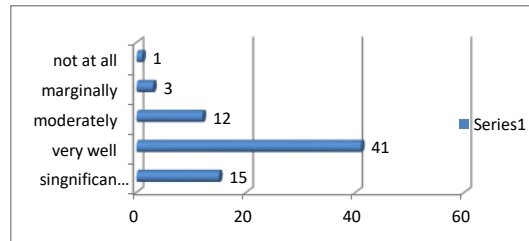
Rank	6. was your performance in assignment discussed with you?	
4	every time	40
3	usually	20
2	Occasionally / Sometimes	7
1	Rarely	5
0	Never	0



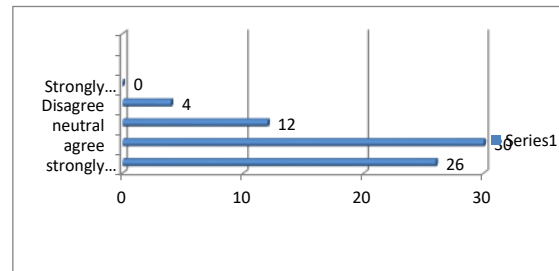
Rank	7. The institute takes active interest in promoting intership, student exchange ,student exchange , field visit oppotunisties for students.	
4	Regularly	30
3	often	13
2	Sometimes	18
1	Rarely	9
0	never	2



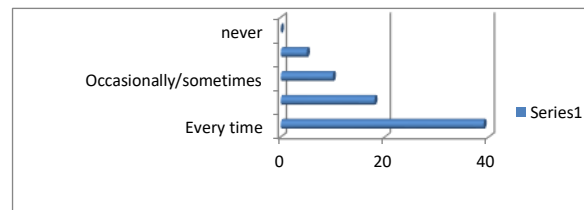
Rank	8. the teaching and mentoring process in your institution facilitates you in cognitive ,social and emotional growth.	
4	singnificantly	15
3	very well	41
2	moderately	12
1	marginally	3
0	not at all	1



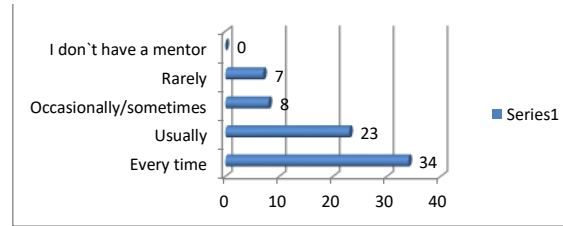
Rank	9. The institution provides multiple opportunities to learn and grow.	
4	strongly agree	26
3	agree	30
2	neutral	12
1	Disagree	4
0	Strongly disagree	0



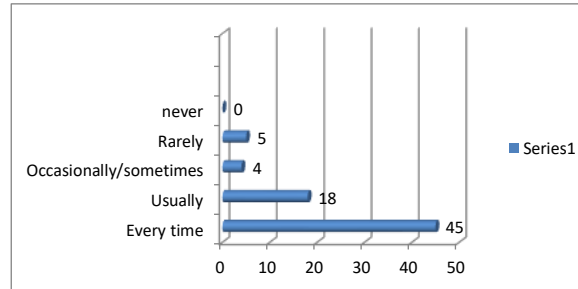
Rank	10. Teachers inform you about your expected competencies ,course outcomes and programme outcomes.	
4	Every time	39
3	Usually	18
2	Occasionally/sometimes	10
1	Rarely	5
0	never	0



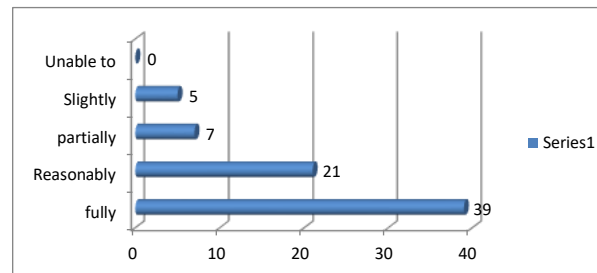
Rank	11. your mentor does a necessary follow-up with an assigned task to you.	
4	Every time	34
3	Usually	23
2	Occasionally/sometimes	8
1	Rarely	7
0	I don't have a mentor	0



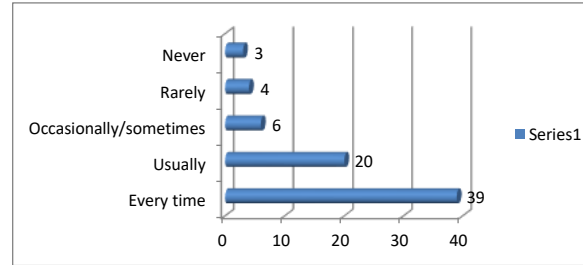
Rank	12. The teachers illustrate the concepts through examples and applications.	
4	Every time	45
3	Usually	18
2	Occasionally/sometimes	4
1	Rarely	5
0	never	0



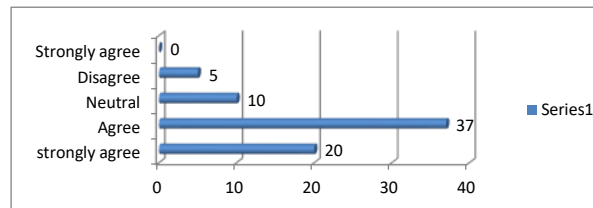
Rank	13. The teachers identify your strengths and encourage you with providing right level of challenges .	
4	fully	39
3	Reasonably	21
2	partially	7
1	Slightly	5
0	Unable to	0



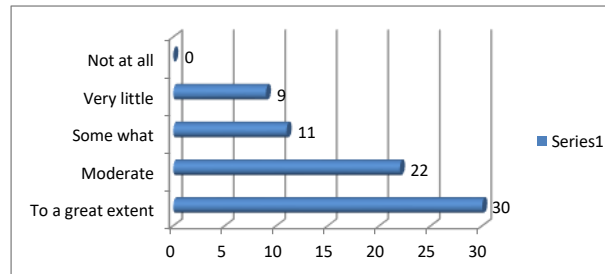
Rank	14. Teachers are able to identify your weaknesses and help you to overcome them.	
4	Every time	39
3	Usually	20
2	Occasionally/sometimes	6
1	Rarely	4
0	Never	3



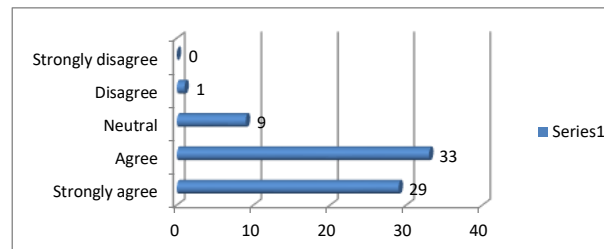
Rank	15. The institution makes effort to engage students in the monitoring , review and continuous quality improvement of	
4	strongly agree	20
3	Agree	37
2	Neutral	10
1	Disagree	5
0	Strongly agree	0



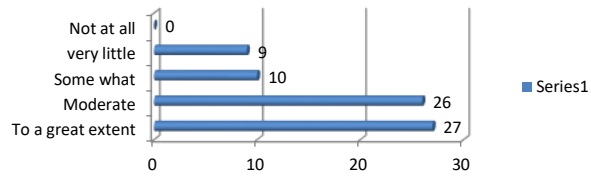
Rank	16. The institute/teachers use student centric methods, such as experiential learning , participative learning and problem solving methodologies for enhancing learning	
4	To a great extent	30
3	Moderate	22
2	Some what	11
1	Very little	9
0	Not at all	0



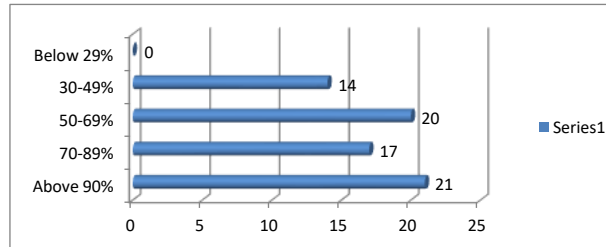
Rank	17. Teachers encourage you to participate in extracurricular activities.	
4	Strongly agree	29
3	Agree	33
2	Neutral	9
1	Disagree	1
0	Strongly disagree	0



Rank	18. Efforts are made by the institute/teacher to inculcate soft skills, life skills and employability skills to make you	
4	To a great extent	27
3	Moderate	26
2	Some what	10
1	very little	9
0	Not at all	0



Rank	19. what percentage of teachers use ICT tools such as LCD projector ,multimedia ,ect. while teaching.	
4	Above 90%	21
3	70-89%	17
2	50-69%	20
1	30-49%	14
0	Below 29%	0



Rank	20 . the overall quality of teaching-learning process in your institute is very good.	
4	Strongly agree	31
3	Agree	30
2	Neutral	10
1	Disagree	1
0	Strongly disagree	0

